

MANUFACTURING TECHNOLOGY

JOURNAL FOR SCIENCE, RESEARCH AND PRODUCTION



The journal is indexed in SciVerse Scopus

April 2017, Vol. 17, No. 2

ISSN 1213-2489

Issued by J. E. Purkyne University in Usti nad Labem,
Faculty of Production Technology and Management.
Czech Republic. Europe.

Manufacturing
 **TECHNOLOGY**



**SCIENCE AND TECHNOLOGY PARK
USTI NAD LABEM**
ADVANCED TECHNOLOGY, MATERIALS AND DESIGN PARK

INVITATION

10th International Conference

ALUMINIUM AND NON-FERROUS METALS 2017

**10. – 13. October 2017
Kutna Hora**

W: <http://aluminium.fvtm.ujep.cz>



INTERNATIONAL CONFERENCE

ALUMINIUM

AND NON-FERROUS METALS • 2017

Content

	135 – 141
Experimental Research of Dry Friction in “Alumina Ceramics – Quartz Glass” Pair	
<i>Ivan Abramov, Pavol Božek, Pavel Lekomtsev, Yury Nikitin, Aleksey Shchenyatsky</i>	
	141 – 147
Tensile Properties of a Hot Stretch Formed Ti-6Al-4V Alloy Component for Aerospace Applications	
<i>Antonello Astarita, Umberto Prisco</i>	
	147 – 151
Side Plate Strength Analysis of the Mechanism for Vehicle Axle Scale Calibration	
<i>Miroslav Blatnický, Ján Dižo, Mária Blatnická</i>	
	151 – 157
Dynamical Analysis of a Cable Manipulator Using Multibody Approaches	
<i>Radek Bulín, Michal Hajžman, Pavel Polach, Zbyněk Šika, Jan Zavřel</i>	
	157 – 163
Heat Loading of Steam Boilers Heating Surfaces	
<i>Mária Čarnogurská, Miroslav Příhoda, Blanka Skočilasová, Bystrík Červenka</i>	
	163 – 168
The Influence of Carbon and Silicon Content in Ductile Iron on Shrinkage Creation for Castings with Different Wall Thickness	
<i>Martin Conev, Iveta Vasková, Martina Hrubovčáková, Štefan Eperješi, Alena Pribulová</i>	
	168 – 174
Friction and Wear Behaviour of 42CrMo4 Steel Treated by Tenifer, Hard Chrome and Plasma Nitriding Technologies	
<i>Thanh Van Doan, David Kusmič, Miroslav Pospíchal, Quang Dung Tran, Van Thuan Nguyen</i>	
	174 – 179
On Nonlinear Vibration and Fretting Wear of Nuclear Fuel Rods Influenced by Coolant Cross-flow	
<i>Štěpán Dyk, Vladimír Zeman</i>	
	179 – 186
Slipping and Skidding Occurrence Probability Decreasing by Means of the Friction Controlling in the Wheel-Braking Pad and Wheel-Rail Contacts	
<i>Juraj Gerlici, Mykola Gorbunov, Kateryna Kravchenko, Rostyslav Domin, Maksym Kovtanets, Tomáš Lack</i>	
	186 – 192
Proposal of a Mechanism for Setting Bogie Wheelsets to Radial Position while Riding Along Track Curve	
<i>Vladimír Hauser, Olena S. Nozhenko, Kateryna O. Kravchenko, Mária Loulová, Juraj Gerlici, Tomáš Lack</i>	
	192 – 197
Productivity Improvement of Assembly Lines by Lean Methods	
<i>György Kovács</i>	
	198 – 203
Digitization of Structured Composite Plates with Regard to Their Numerical Simulations	
<i>Petr Kulhavý, Petr Lepsík</i>	
	203 – 210
Theoretical Analysis of the Contact Area between Grinding Wheel Surface and Workpiece in Flat Face Grinding with Spindle Axis Inclination	
<i>János Kundrák, Vladimír Fedorovich, Ivan Pyzhov, Angelos P. Markopoulos, Vitaly Klimenko, Natalya Kryukova</i>	
	211 – 217
Corrosion Resistance of Plasma Nitrided and Nitrocarburized 42CrMo4 Steel	
<i>David Kusmič, Doan Van Thanh</i>	
	217 – 223
Evaluation of Tribological Properties by Using Different Process Fluid by Test Ball on Disc	
<i>Roman Licek</i>	
	224 – 231
Evaluation of the Parameters Affecting Passenger Riding Comfort of a Rail Vehicle	
<i>Mária Loulová, Andrej Suchánek, Jozef Harušinec</i>	
	231 – 237
Selection of the Proper Diffusion Welding Parameters for the Heterogeneous Joint Ti Grade2/AISI 316L	
<i>Jaromír Moravec, Martina Dikovits, Coline Beal, Iva Novakova, Rebecca Chandezon, Jiri Sobotka</i>	

Advisory Board
Prof. hab. Dr. Stanislav Adameczak, MSc. <i>Politechnika Kielce, Poland</i>
Prof. Dana Bolibruchová, MSc. PhD. <i>UZ in Zilina, Slovakia</i>
Prof. Milan Brožek, MSc., Ph.D. <i>CULS in Prague, Czech</i>
Prof. Dr. M. Numan Durakbasa <i>Vienna University of Technology, Austria</i>
Prof. Dr. František Holešovský, MSc. <i>president, JEPU in Usti n. Labem, Czech</i>
Prof. Jiří Hrubý, MSc., Ph.D. <i>VSB TU of Ostrava, Czech</i>
Prof. h. c. Stanisław Legutko, MSc., Sc.D. <i>Politechnika Poznańska, Poland</i>
Prof. Antonín Kriz, MSc., Ph.D. <i>University of West Bohemia, Czech</i>
Prof. Karel Kocman, MSc., Sc.D. <i>TBU in Zlin, Czech</i>
Prof. Pavel Kováč, MSc., Ph.D. <i>University of Novi Sad, Serbia</i>
Prof. Dr. János Kundrák, MSc., Sc.D. <i>University of Miskolc, Hungary</i>
Prof. Ivan Kuric, MSc., Ph.D. <i>UZ in Zilina, Slovakia</i>
Prof. Jan Mádl, MSc., Ph.D. <i>CTU in Prague, Czech</i>
Prof. Ioan D. Marinescu, Ph.D. <i>University of Toledo, USA</i>
Prof. Štefan Michna, MSc., Ph.D. <i>JEPU in Usti n. Labem, Czech</i>
Prof. Dr. Ivan Mrkvica, MSc. <i>VSB TU of Ostrava, Czech</i>
Prof. Iva Nová, MSc., Ph.D. <i>TU in Liberec, Czech</i>
Prof. Dr. Hitoshi Ohmori, MSc. <i>RIKEN, Japan</i>
Prof. Ing. Lubomír Šooš, Ph.D. <i>SUT in Bratislava, Slovakia</i>
Prof. Dr. Dalibor Vojtěch, MSc. <i>ICHT in Prague, Czech</i>
Col. Assoc. Prof. Milan Chalupa, Ph.D. <i>FMT, University of Defence, Czech</i>
Assoc. Prof. Jan Jersák, MSc., Ph.D. <i>TU in Liberec, Czech</i>
Assoc. Prof. Daniela Kalincova, MSc., Ph.D. <i>TU in Zvolen, Slovakia</i>
Assoc. Prof. Pavel Novák, MSc., Ph.D. <i>ICHT in Prague, Czech</i>
Assoc. Prof. Iveta Vaskova, MSc., Ph.D. <i>FM, TU in Kosice, Slovakia</i>
Dr. Michael N. Morgan <i>John Moores University, Great Britain</i>
Dr. Thomas Pearce <i>UWE Bristol, Great Britain</i>
Editor-in-chief
Assoc. Prof. Martin Novak, Eng. MSc., Ph.D.
Editor
Radek Lattner, MSc.
Editorial Office Address
J. E. Purkyne University in Usti n. Labem FVTM, Campus UJEP, Building H Pasteurova 3334/7, 400 01 Usti n. Labem Czech Republic Tel.: +420 475 285 534 e-mail: editors@fvtm.ujep.cz
Print
PrintPoint Ltd, Prague
Publisher
J. E. Purkyne University in Usti n. Labem Pasteurova 1, 400 96 Usti n. Labem Czech Republic VAT: CZ44555601 Published 6 p. a., 300 pcs. published in April 2017, 148 pages
Permission: MK CR E 20470
ISSN 1213-2489
indexed on: http://www.scopus.com

Content

- 237 – 242
Jig Design for Welding of Wind Power Plant Component
Ivan Mrkvica, Kamil Dihel, Tomas Szotkowski, Jozef Jurko, Anton Panda
- 242 – 250
Construction of Mechanic Regulation of Turbine Ventilator using Whirling Turbine
Josef Sedlak, Jiri Malasek, Martin Ondra, Ales Polzer
- 250 – 256
Development of Modern Railway Bogie for Broad Track Gauge – Bogie Frame Assessment
Pavol Šťastniak, Lukáš Smetanka, Marián Moravčík
- 257 – 260
Device for Applying a Thin Layer of Oil onto the Inner Surface of Steel Pipes
Jozef Svetlík, Ján Král, Tomáš Brestovič, Martin Pituk
- 261 – 267
The Proposal How to Make the Basic Machining Technologies - Turning, Milling, Planing - More Productive
Karol Vasilko, Zuzana Murčínková
- 267 – 270
Kinematic and Dynamic Analysis and Distribution of Stress in Items of Planar Mechanisms by Means of the MSC ADAMS Software
Ján Vavro jr., Ján Vavro, Petra Kováčiková, Radka Bezdedová, Jakub Hřeš
- 270 – 275
A Method of Computer-aided Modular Fixture Design, Part 2: Designing the Fixture under NC Manufacturing System
Zhun Wang
- 275 – 280
Finite Element Analysis of the Delaminated Composite Plates Reinforced by Unidirectional Fibers
Milan Žmindák, Pavol Novák, Vladimír Dekýš

APRIL 2017, Vol. 17, No. 2 – INTERNATIONAL REVIEWERS AND EDITORS LIST

Technology and Assembly

Frantisek Holesovsky
Jiri Hruby
Miroslav Muller
Natasa Naprstkova
Martin Novak
Karol Vasilko

Material Engineering and Design

Dana Bolibruchova
Juraj Gerlici
Milan Chalupa
Josef Chladil
Ivan Lukac
Pavel Novak
Stefan Segla
Jan Skocilas
Blanka Skocilasova
Josef Soukup

MTAA

Manufacturing Technology
Article Administration

New web portal of Manufacturing Technology Article Administration. More information on home page of the journal.



home page
<http://journal.strojirenskatechnologie.cz/>

indexed on databases
[SC] <http://www.scopus.com>
[IET] <http://www.theiet.org>

pressure pulsations. In: *Engineering Mechanics*, Vol. 15, No. 6, pp. 2008. Association for Engineering Mechanics, Prague.

- [9] ZEMAN, V., HLAVÁČ, Z. (2016). Mathematical modelling of friction-vibration interactions of nuclear fuel rods. In: *Applied and Computational*

Mechanics, Vol. 10, No. 1, pp. 57-70. University of West Bohemia, Pilsen.

- [10] ZEMAN, V., DYK, Š., HLAVÁČ, Z. (2016). Mathematical modelling of nonlinear vibration and fretting wear of the nuclear fuel rods. In *Archive of Applied Mechanics*, Vol. 86, 2016, pp. 657-668.

Paper number: M201733

Copyright © 2017. Published by Manufacturing Technology. All rights reserved.

Slipping and Skidding Occurrence Probability Decreasing by Means of the Friction Controlling in the Wheel-Braking Pad and Wheel-Rail Contacts

Juraj Gerlici¹, Mykola Gorbunov², Kateryna Kravchenko³, Rostyslav Domin², Maksym Kovtanets², Tomaš Lack¹

¹Department of Transport and Handling Machines, Faculty of Mechanical Engineering, University of Žilina, Univerzitná 1, 010 26 Žilina. Slovak Republic. E-mail: juraj.gerlici@fstroj.uniza.sk, tomas.lack@fstroj.uniza.sk

²Department of Rail Transport, Institute of Transport and Logistics, Volodymyr Dahl East Ukrainian National University, Central Avenue 59a, 93400 Sewerodonetsk. Ukraine. E-mail: gn0255@mail.ru, r.domin@1520mm.com, maks_sv9@mail.ru

³Department of Dynamics and Strength, branch "Rail Transport Scientific and Engineering Institute" of public joint stock company "Ukrainian railway", Fedorova, 39, 03038, Kiev. Ukraine. E-mail: kkatherina@ukr.net

The paper considers the question of slipping and skidding occurrence probability decreasing by means of the friction controlling in the wheel-braking pad and wheel-rail contacts. One of the methods of stabilization of the friction in the pairs is a temperature control system based on the use of constructive and technological elements for the absorption and removal of heat from the friction pairs to the environment. The variants of technical solutions on multifunctional (temperature, abrasive) controlling tribocontacts by energy of air, air-abrasive stream or pellets of dry ice, electrically charged sand supply are proposed. Achieving optimum amount of supplied sand to the wheel-rail tribocontact is proposed through its charging using tribostatic or electrostatic methods. Presented the results of experimental research on the "Friction Machines" are the dependencies of the friction coefficient on the temperature.

Keywords: "Wheel-Braking Pad-Rail" System, Friction Machine, Temperature, Friction Coefficient

1 Introduction

The issue of safety in transport remains one of the urgent problems of the modern world. Moreover, its alertness is boosted with increasing population mobility and freight flows. There is a need in the progressive development of the transport sector, providing competitive and high quality transport services, improve environmental performance, energy efficiency of the transport processes in the unconditional security of passengers and cargo transportation [27].

The safety of the transport process depends on many factors:

- state of the railway;
- rolling stock design (conditions of interaction of the wheelsets with the rail track, the presence of highly efficient braking system) [17, 18, 19, 22, 25];
- the human factor;

- availability of modern diagnostic technologies;
- systems for controlling and regulation of movement of vehicles, etc.

One of the significant factors affecting the safety of rail vehicles is the process of interaction in "wheel-braking pad-rail" system which ensures the reliability of the traction and braking implementation. Interactions in the "wheel-brake shoe", "brake disc-pad", "wheel-rail" systems are complex tribological processes, which strongly depend on the design features of the rolling stock and the rails, frictional contact state, etc.

The stability of the locomotive tractive and braking effort implementation is possible due to the process of adhesion control in the contacts, depending on their friction condition. The presence of contamination on the wheels rolling surface and rails is one of the main reasons for the decrease and instability of the coefficient of friction, and therefore traction and braking effort of the locomotive.

Therefore, existing methods of the friction coefficient increase are based on cleaning of these surfaces or on the supplying substances, partially destroying the flick of contaminations and promoting the adhesion conditions improvement into the contact zone.

Development of theoretical and experimental substantiation of various methods of multifunctional adhesion control in the "wheel-braking pad-rail" system for the coefficient of friction increase and stabilization, the safety and efficiency of the transportation process improvement.

2 Research analysis

To date, research schools and centers in many countries (Great Britain, USA, France, Japan, Germany, The Netherlands, etc.) tested such methods of increasing the adhesion in the wheel-rail system – arc, laser, plasma, chemical and blast cleaning, supply of abrasive materials of different properties in the contact and other. Many of the established methods yielded positive results, but had not received wide dissemination and implementation because of their inherent flaws. Therefore, the experts conducted a further search of the most effective methods to control the adhesion.

In the research works [7, 12, 16] it is indicated that contamination of the rolling surfaces of wheel and rail, forming an intermediate layer called the third body, adversely affects the adhesion quality of the locomotive. To improve traction in conditions of usage the most widespread are special feeder in the contact zone of abrasive material and cleaning of roll surfaces. In [12] proposed to regulate the quantity of supplied sand to the contact depending on the quantity of moisture or contamination of the rail surface and the speed of the locomotive. In the paper [4] the cleaning front wheel rails in pairs effect on the coefficient of friction is researched. According to research [13] the coefficient of friction depends on the nonequilibrium state of the surface nanolayers of wheel and rail in the contact area caused by the increase of temperature in them up to 103 K. In research works [6, 15] it is shown that to ensure a high adhesion qualities of the locomotive wheel and rail contact a certain amount of sand should be supplied. There are other ways of increasing the adhesion in the wheel and rail contact, however, due to the difficulty and complexity of the research question improve gripping qualities of the locomotives remains open.

In the world practice of rail transport operation, the most common method of regulating the adhesion is the supply of sand on the rails. The study of different designs of sand systems allowed to identify their shortcomings, which are mainly related to:

- excess sand supply, which causes contamination of the rail ballast and rail-sleeper grid, negatively affects the railway facilities;
- increasing resistance to the movement of the passing train due to the sand remaining on the rails, after the passage of the locomotive, sand under the wagons, about 10-12 %, which directly affects the consumption of fuel and energy

resources [9];

- increased abrasive wear and damage of rails and wheels of rolling stock;
- clogging of the gap between the point and rail frame in railroad switch, thereby disrupting the functioning of the transfer mechanism, which affects the safety of train movement;
- contamination of the elastic strips between the bottom of the rails and the sleepers, which leads to their deterioration and change in the stiffness of rail-sleeper grid.

3 The main results of the research

For many years at the Department of railway transport of Volodymyr Dahl East Ukrainian national University theoretical and experimental researches on increase and stabilization of the coefficient of adhesion of wheel and rail have been conducted. Laboratory and bench equipment as well as research software systems have been developed. Given the shortcomings inherent in existing systems of improving the adhesion of wheels and rails, based on the experience and research of predecessors created, tested and brought to the model samples of promising ways of controlling the adhesion of wheels and rails for different designs of prospective and existing rolling stock:

1 – impact one - or two-phase air or air-abrasive stream (with different temperature) on the contact surfaces of wheel and rail [3].

2 – supply of electrically charged abrasive material into contact, thus reducing its costs by 25 times [10];

3 – jet-abrasive impact on the rolling surface of wheel and rail, regardless of their initial friction condition provides the value of the coefficient of friction of 0.25 above, reduces the abrasive material amount by 3-7 times, depending on the operating conditions of the locomotive [9];

4 – cleaning contact surfaces with dry ice pellets – the most environmentally friendly and efficient method of combined control of tribological contact condition (temperature, roughness) (Patent UA №94498. A method of increasing the adhesion in the contact zone of wheel and rail).

3.1 Impact one - or two-phase air or air-abrasive stream on the contact surfaces of wheel and rail

According to research [12] the thermal energy generated in the friction zone "wheel-brake-rail" becomes extremely energy-intensive, as is accumulated in metals and dispersed layers, which divides them. A substantial part of this energy upon reaching temperatures above 450 °C significantly degrades mechanical properties of metals, which further leads to their intensive deterioration.

To avoid this phenomenon it is required to perform a regulated limited energy released in the zone of friction. The temperature in the contact "wheel-braking pad-rail" allows to stabilize the whole system.

One of the methods of friction stabilization in the

pairs is a temperature control system based on the use of constructive and technological elements for the absorption and removal of heat from the friction pairs to the environment.

To solve the problem of thermoregulation, the authors have developed a promising method of controlling the adhesion – the impact of air or two-phase air-abrasive stream (with different temperature) on the contact surface of the "wheel-block-rail".

When starting movement the locomotive in adverse conditions (dirty rails), abrasive material in the stream of compressed air of high temperature serves to increase the coefficient of friction in contact of wheel and rail. The value of the coefficient of friction increases from point A on the chart (Fig. 1) to B. Heating the contamination of the contact of wheel and rail, facilitating their evaporation, cleaning and residue from the zone of contact with abrasive particles and compressed air. In the result of the thermal impact the coefficient of friction increases (point C, Fig. 1), ensuring high adhesion quality of the locomotive [1].

To prevent the occurrence of skidding of the wheel pair and reducing friction forces component (point E, Fig. 1), it is necessary to support the energy heat balance of the wheel and rail contact. For this purpose, the contact zone is supplied with cold air, providing local cooling of the friction surfaces. This allows to achieve higher value of the coefficient of friction between wheel and rail.

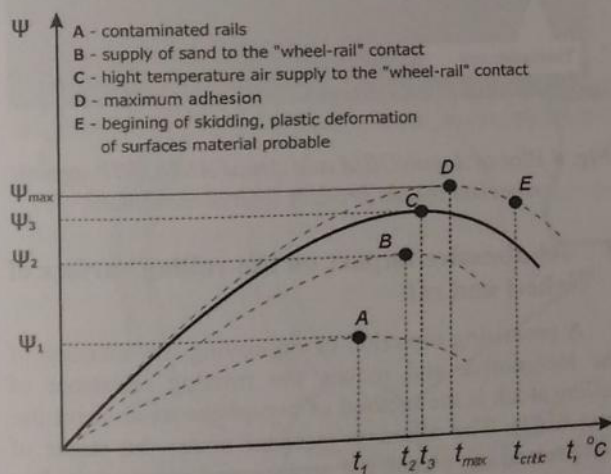


Fig. 1 Dependence of adhesion coefficient on temperature

During braking in the wheel and block contact temperature rises (Fig. 2) that when the critical temperature T_{critic} reduces coefficient of friction and risk for the emergence of skidding. To stabilize the adhesion in the contact of the wheel with the pad it is proposed to supply the cold air that will maintain maximum value of the coefficient of friction.

For cooling air supplied to the "wheel-brake pad-rail" contact Ranque-Hilsch effect is used. Ranque-Hilsch effect (vortex effect) divides compressed air into two streams when moving through a cylindrical or conical chamber [5, 11, 14]. When the flow of compressed air moves through a nozzle intense circular flow is formed, which markedly axial layers are cooled and discharged through

the aperture in the form of cold flow, and peripheral layers are heated and flow through a throttle hot flow. As the cover of the reactor total pressure in the vortex tube increases, and the flow rate of cold flow through the aperture increases with a corresponding decrease of the flow rate of the hot stream. The temperature of the hot and cold flows also can be modified [5, 14]. In order to investigate brake elements in the Department of transport and handling machines of the University of Žilina developed a perspective bench equipment [24].

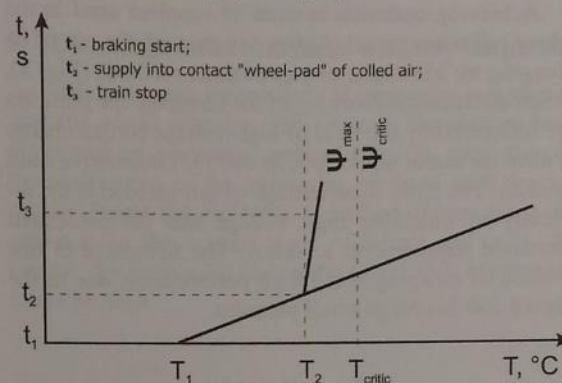


Fig. 2 Dependence of the wheel - pad contact temperature on braking duration

The advantages of using vortex tubes for cooling air supplied to tribocontact are [11]:

- significant cooling capacity;
- constructive simplicity, compactness, safety and reliability compared to the more effective but also significantly more complex and expensive generators of cold (expanders, pulsating gas coolers, etc.);
- automatic regulation performance in a wide range of air flow from 20 to 100 % with relatively small changes in temperature;
- ease of maintenance and the upkeep of the technological mode;
- low capital costs.

The Ranque-Hilsch tube allows at pressure of $P = 0.4 \pm 1$ MPa and the initial flow temperature of 20°C to produce a cold air stream with a temperature of $+20^\circ\text{C}$ to -80°C and hot at the same time – with a temperature from $+40^\circ\text{C}$ to $+150^\circ\text{C}$ [14].

For the most rational and energy efficient use of air pneumatic system of the locomotive it is proposed to use the air brake cylinders, which in locomotives after the release of brakes are discharged to atmosphere. Discharging, accumulating and flowing the air through the Ranque-Hilsch vortex tube, it should be dispatched on different nodes, requiring exposure to cold (in the contact zone of the brake shoes and wheels) or hot air (for cleaning rails) [2].

This technical solution allows to reduce the wear of the locomotive wheels and rails, reduce the expense of outfitting materials (sand can be used in the most extreme

cases) and to exclude the clogged ballast prism. Thus adhesive qualities of the surfaces of wheels and rails are increased due to of pre-heating and cleaning from "third body" adverse. The cold air in the "wheel-pad" contact allows to stabilize the temperature in the contact and improve the braking performance, reducing the risk of skidding.

3.2 Supply of electrically charged abrasive material into contact

Achieving optimum amount of supplied sand in the wheel-rail tribocontact is proposed through the use of its charging by tribostatic or electrostatic methods (Fig. 3). When electrostatic charging of the charging the particles are influenced by the field of high-voltage corona charge system). The main disadvantage of this method is the difficulty of obtaining high voltage and the associated increased requirements to safety. The advantage of this method of charging is the high performance, due to the almost 100 % charge small particles.




Fig. 3 The distribution of sand along the rail: a) without charging; b) with charging

Tribostatic charging is based on the friction of abrasive particles on pipe wall with inserts of dielectric (e.g. Teflon) (Patent on useful model UA №48520. Method of improving the wheel and rail adhesion). Transfer charge to the particles of sand does not require additional equipment to produce a high voltage, for electrostatic charging. The complexity of the method lies in the selection and location of dielectric material. Both of this methods are acceptable for use on the locomotive.

To estimate the radius of the wastage of sand necessary to determine the contact area depending on the rolling stock, the type of wheel pairs and the vertical load on the wheelset on the rails. It is proposed to use the calculation method of the contact area, developed by colleagues at the Department of transport and handling machines of the University of Žilina [20, 21, 23, 26]. There are used the modified "FASTSTRIP" method for the tangential stresses computation. Figure 4 shows the program dialog with graphical output of results.

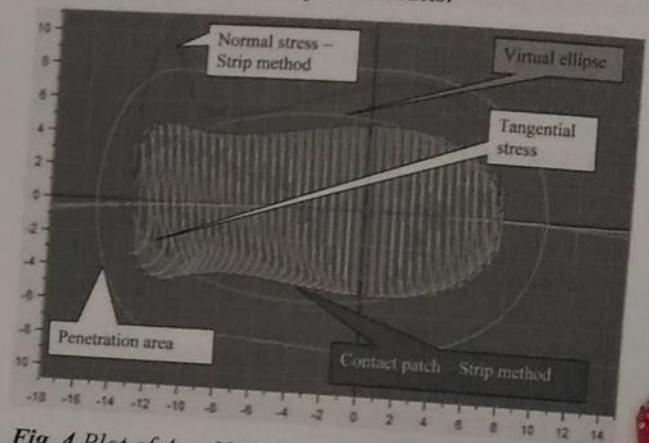


Fig. 4 Plot of AreaNORM and AreaFASTSTRIP against wheelset treads profiles lateral movement

4 Jet-abrasive impact on the rolling surface of wheel and rail

A promising direction of improving the adhesion of the locomotive and reduce the running resistance of rolling stock is the method of two-phase jet-abrasive impact (JAI). The abrasive material under the stroke of compressed air cleans the surface and removes surface impurities creating favorable conditions for the contact of wheels with rails (Patent UA on useful model № 69853. System of increase the coefficient of friction in the contact zone of wheel and rail).

In the result of simulation, the expression for determining the coefficient of friction with concern to the formed modified rail surface (removal of surface contamination and the change of roughness parameters with JAI), can be written as:

$$f = \left(\frac{\sqrt{\pi}}{2v_k \sqrt{2k_v}} \right)^{\frac{2v_k}{2v_k+1}} \tau \left(2 \frac{1-\mu_c^2}{E_c} \right)^{\frac{2v_k}{2v_k+1}} \frac{1}{P_0^{\frac{2v_k}{2v_k+1}} \Delta^{\frac{v_k}{2v_k+1}}} + \beta + 0,19K_v \left(\frac{2\sqrt{\pi}}{k_v} \right)^{\frac{1}{2v_k+1}} \alpha_f \left(P_0 2 \frac{1-\mu_c^2}{E_c} \right)^{\frac{1}{2v_k+1}} \Delta^{\frac{v_k}{2v_k+1}}, \quad (1)$$

cases) and to exclude the clogged ballast prism. Thus adhesive qualities of the surfaces of wheels and rails are increased due to of pre-heating and cleaning from "third body" adverse. The cold air in the "wheel-pad" contact allows to stabilize the temperature in the contact and improve the braking performance, reducing the risk of skidding.

3.2 Supply of electrically charged abrasive material into contact

Achieving optimum amount of supplied sand in the wheel-rail tribocontact is proposed through the use of its charging by tribostatic or electrostatic methods (Fig. 3). When electrostatic charging of the charging the particles are influenced by the field of high-voltage corona charge (Patent on useful model UA № 56033. Locomotive sand system). The main disadvantage of this method is the difficulty of obtaining high voltage and the associated increased requirements to safety. The advantage of this method of charging is the high performance, due to the almost 100 % charge small particles.

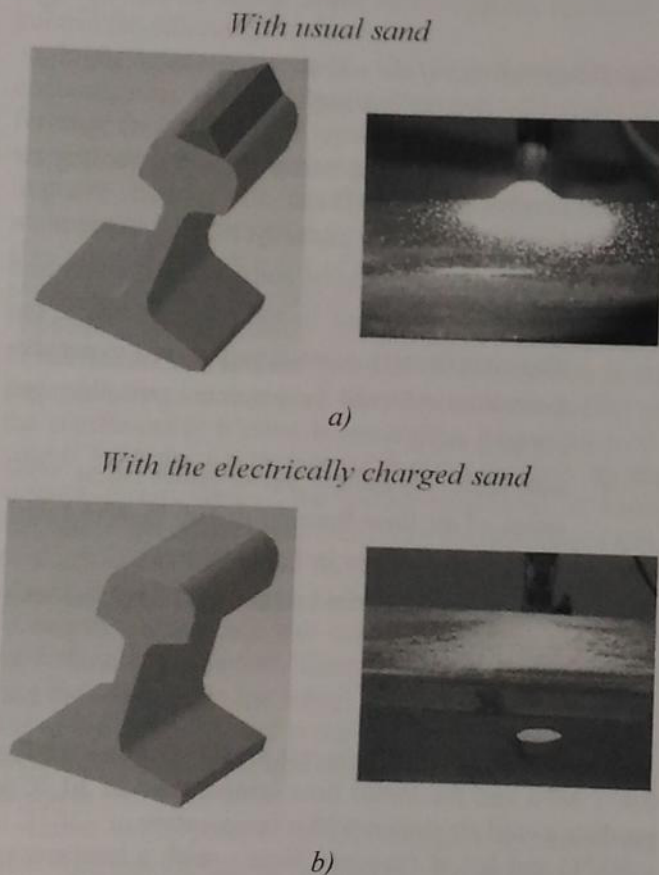


Fig. 3 The distribution of sand along the rail: a) without charging; b) with charging

Tribostatic charging is based on the friction of abrasive particles on pipe wall with inserts of dielectric (e.g. Teflon) (Patent on useful model UA №48520. Method of improving the wheel and rail adhesion). Transfer charge to the particles of sand does not require additional equipment to produce a high voltage, for electrostatic charging. The complexity of the method lies in the selection and location of dielectric material. Both of this methods are acceptable for use on the locomotive.

To estimate the radius of the wastage of sand necessary to determine the contact area depending on the rolling stock, the type of wheel pairs and the vertical load on the wheelset on the rails. It is proposed to use the calculation method of the contact area, developed by colleagues at the Department of transport and handling machines of the University of Žilina [20, 21, 23, 26]. There are used the modified "FASTSTRIP" method for the tangential stresses computation. Figure 4 shows the program dialog with graphical output of results.

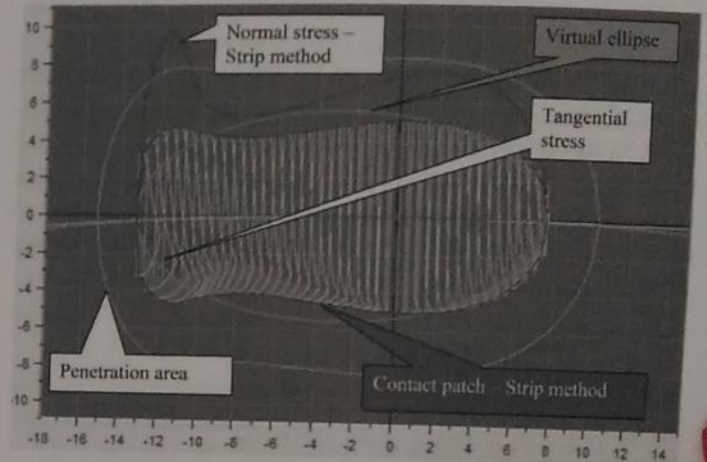


Fig. 4 Plot of AreaNORM and AreaFASTSTRIP against wheelset treads profiles lateral movement

4 Jet-abrasive impact on the rolling surface of wheel and rail

A promising direction of improving the adhesion of the locomotive and reduce the running resistance of rolling stock is the method of two-phase jet-abrasive impact (JAI). The abrasive material under the stroke of compressed air cleans the surface and removes surface impurities creating favorable conditions for the contact of wheels with rails (Patent UA on useful model № 69853. System of increase the coefficient of friction in the contact zone of wheel and rail).

In the result of simulation, the expression for determining the coefficient of friction with concern to the formed modified rail surface (removal of surface contamination and the change of roughness parameters with JAI), can be written as:

$$f = \left(\frac{\sqrt{\pi}}{2v_k \sqrt{2k_v}} \right)^{\frac{2v_k}{2v_k+1}} \tau \left(2 \frac{1-\mu_c^2}{E_c} \right)^{\frac{2v_k}{2v_k+1}} \frac{1}{P_0^{\frac{1}{2v_k+1}} \Delta^{\frac{v_k}{2v_k+1}}} + \beta + 0,19K_v \left(\frac{2\sqrt{\pi}}{k_v} \right)^{\frac{1}{2v_k+1}} \alpha_r \left(P_0 2 \frac{1-\mu_c^2}{E_c} \right)^{\frac{1}{2v_k+1}} \Delta^{\frac{v_k}{2v_k+1}}, \quad (1)$$

where Δ - complex roughness criteria [8]; k_v , K_v - gamma-function related to v_K coefficients; E_c - elastic module, $E_c = 2 \cdot 10^5$; μ_c - Poisson coefficient, $\mu_c = 0.3$; α_f - coefficient of hysteresis losses during slipping, $\alpha_f = 1$; P_0 - actual contact pressure, $P_0 = 120$ kH; β - piezocoefficient of molecular component of the friction, $\beta = 0.08$.

Analysis of the dependence (1) shows that the friction coefficient of wheel and rail eventually depends on the surface microgeometry, load of the wheel on the rail and physico-mechanical properties of material surfaces. Based on the formula (1) and the results of multilevel modeling [9] rational parameters of the JAI system are found, determining the formation of the surface layer of the wheel and rail. Found that adjusting the adhesion coefficient of wheel and rail in the range of 0.3 - 0.41 is possible when the parameters of the JAI system within:

- abrasive jet attack angle $\alpha = 15 - 20^\circ$;

- abrasive material speed $V_1 = 50 - 60$ m/s;
- nozzle diameter $d_c = 0.02 - 0.025$ m;
- jet dispense angle $\beta = 4 - 6^\circ$;
- abrasive grain $d = 0.0003 - 0.0006$ m;
- the distance from the nozzle to the surface (the length of the abrasive jets) $L = 0.2 - 0.3$ m;
- abrasive material consumption $Q = 0.3 - 0.4$ kg/min.

5 Cleaning contact surfaces with dry ice pellets

After analyzing the methods of increasing and stabilizing the wheel adhesion with the rail, the authors have developed an innovative method (Fig. 5), consisting in the purification of the interacting surfaces with dry ice pellets (Patent UA №94498. A method of increasing the adhesion in the contact zone of wheel and rail). As known, dry ice is solid carbon dioxide (CO_2), low temperature product.

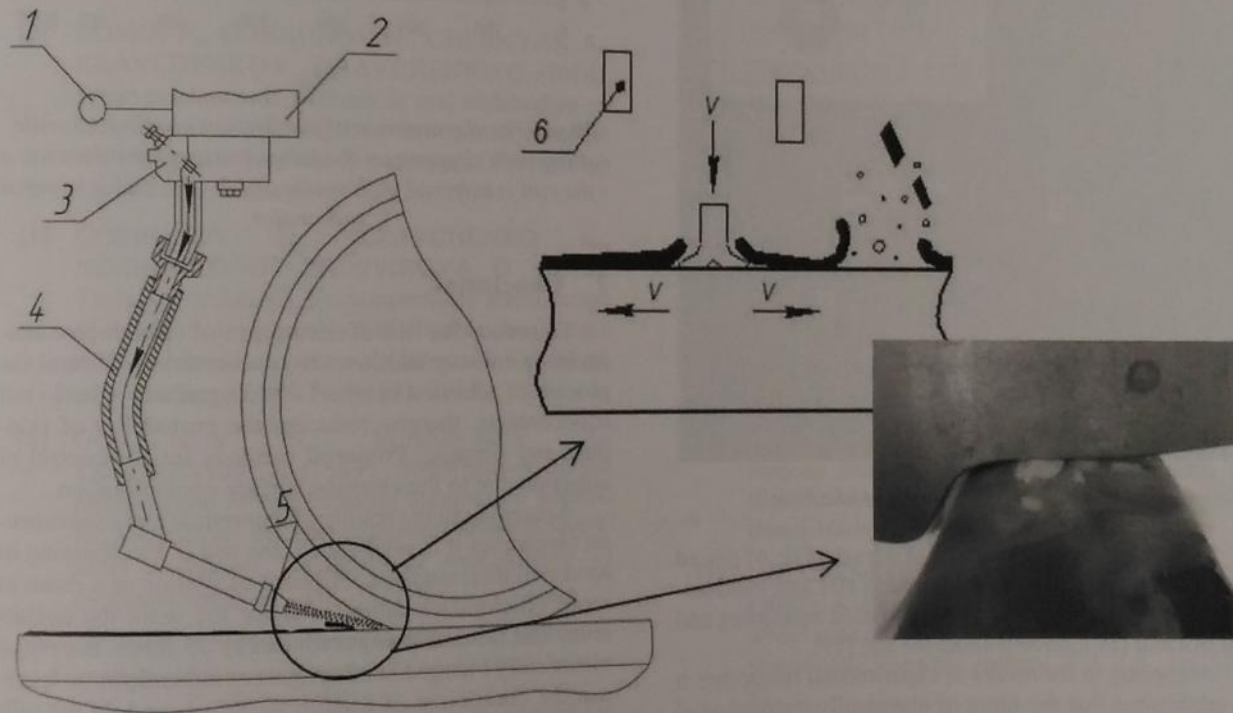


Fig. 5 The dry ice supply system to the contact of wheel and rail: 1 - control system; 2 - the device of the formation of dry ice pellets; 3 - injector; 4 - pipeline; 5 - nozzle; 6 dry ice pellets

Intensive cleansing action of this method is provided by three effects:

1. The mechanical cleaning effect of the dry ice pellets hitting the surface to be cleaned with a high speed (Fig. 5).
2. Cleaning due to the thermal energy the abrupt cooling of the surface of dry ice having a temperature of -79°C , leads to the formation of small cracks of the layer of pollution due to the large temperature difference.
3. Purification through sublimation - emerging through the cracked contamination of the dry ice pellets

penetrate their layers and are sublimated in them with more than 400-fold expansion in volume, causing the explosion effect and pollution detach from the surface.

The main advantages of this method are:

- dry ice sublimates to carbon dioxide form returning to the atmosphere and taken from it to create dry ice;
- materials are not subject to corrosion, no wear and erosion;
- dry ice pellets do not have an abrasive action,

without damage to the surface being cleaned;

- usage of this technology does not require the use of additional chemicals or abrasives and is environmentally friendly.

6 Experimental study on the friction machine

To check the effectiveness of the proposed methods values of the friction coefficient for different friction conditions of contact of the roller with the rail and how to control the adhesion are experimentally defined. The tests were conducted on a specially designed stand setting "Machine of friction" (Fig. 6), which allows to research the frictional properties of the wheel and rail contact as rolling with sliding or without it (Patent UA on useful model № 40536. Friction machine determining the "wheel-rail" frictional contact properties).




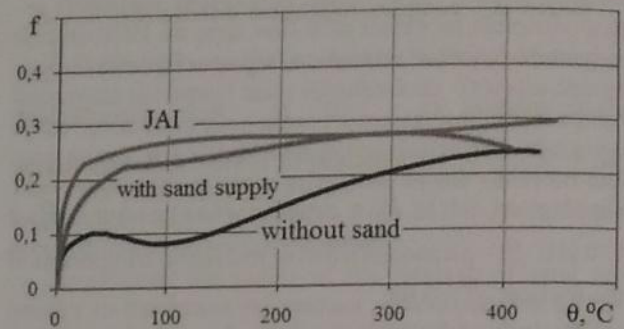
Fig. 6 Stand setting "Friction Machine"

"Friction Machine" consists of a truck (Fig. 6) placed on it accelerating device (I) directing (II) and measurement site (III), and microprocessor-based measuring and control unit (IV) moving along the rail [19].

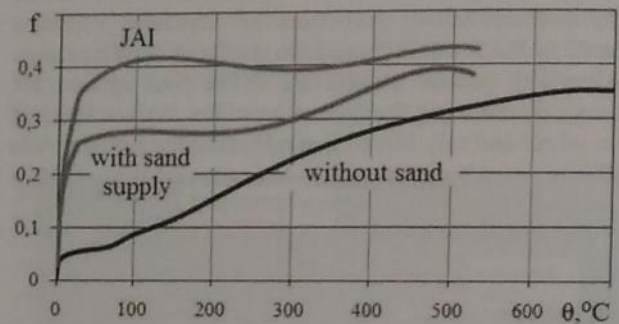
According to the results of experimental researches it is established that the filing of electrically charged sand on greasy rails enables to increase the friction coefficient up to 0.4, and on the rails covered with water – up to 0.5 [10].

The obtained experimental dependence of the coefficient of friction with JAI used shows its effectiveness (Fig. 7):

- regardless of the initial frictional state of object the magnitude of the friction coefficient is above 0.25;
- in comparison with the feed of sand to the rail surface resistance to movement of the train is reduced by 19-30% under different frictional condition of the rail.



a)



b)

Fig. 7 The dependence of the friction coefficient while rolling with slipping on the temperature in the contact: a - the rail is covered with waste oil; b - the rail is covered with water

7 Conclusion

To reduce the risk of occurrence of catastrophic situations in railway transport it is necessary to control the process of adhesion in wheel - brake pad and wheel - rail tribococontacts, thereby reducing the probability of skidding and slipping. Proposed methods for the control of adhesion due to the cleaning surface contamination.

According to the results of theoretical and experimental researches it is established: the use of the charging of sand will increase the coefficient of friction as a result of more efficient allocation of it for the woin the contact area. The flow of sand is reduced by 25 times. Supply of electrically charged sand on greasy rails allows to increase the coefficient of friction up to 0.4, and on the rails covered with water up to 0.5.

The use of combined supplying abrasive material in an environment of hot compressed air will remove surface contamination that can have a significant effect on the increase of the coefficient of friction. Further increase in temperature above 450°C will prevent the abrasive environment of cold compressed air, it will not decrease the mechanical properties of the metal of wheels and rails, and to decrease component friction forces that will help implement higher coefficient of friction between the wheel and the rail.

Supply of dry ice pellets in the "wheel-rail" contact allows you to destroy contamination on tribromophenate, to reduce abrasive wear and to increase the coefficient of friction. It is advised to apply this method to reduce the

temperature in tribocontact during emergency brake.

Acknowledgement

The research was conducted at the Department of Transport and Handling Machines of the Faculty of Mechanical Engineering of the University of Žilina by public for the Support of Mobility of Students, PhD Students, University Teachers, Researchers and Artists. The topic of the research is "Increased reliability and safe operation of trains using the innovative technical solutions in heavily loaded tribological contacts "rail track - rolling stock - contact network".

References

- [1] DOMIN R., GORBUNOV M., DOMIN Yu., KRAVCHENKO K., CHERNYAK A., KOVTANETS M., NOZHENKO V., MOSTOVYCH A., KRAVCHENKO K. (2016). Locomotive sand system. Useful model patent № 104552, cl. B61C 15/08, publ. 10.02.2016, bull. № 3.
- [2] DOMIN R., GORBUNOV N., CHERNYAK A., KRAVCHENKO K., KRAVCHENKO C. (2014). Wear mechanisms analysis and elaboration of measures on improving the interaction of wheelset with rail track. In: *State Economy and Technology University of Transport*, Vol. 24, 2014.
- [3] GORBUNOV N., KRAVCHENKO K., NOZHENKO O., PROSVIROVA O. (2013). Technical solutions for temperature stabilization of the friction elements of the brakes. In: *Vestnik of East-Ukrainian national University named after Volodymyr Dahl*, № 4(193), 2013.
- [4] GORBUNOV N., SLASHCHEV V., TKACHENKO V. (1989). Investigation of the phenomenon of rail cleaning locomotive wheels. In: *Republican interdepartmental scientific-technical collection "Design and manufacture of transport vehicles"*, Vol. 21, 1989.
- [5] GUTSOL A. (1997). Ranque effect. In: *Advances of Physical Sciences*, Vol. 167, № 6, 1997.
- [6] KAMENEV N.N. (1968). *Effective use of sand for traction of trains*, Moscow, Transport, 1968.
- [7] KAZARINOV A.V. (2007). *Improving the efficiency of the brake means freight trains with optimal utilization of adhesion of wheels and rails*, author. diss. PhD of Technical Sciences, All-Union scientific research Institute of railway transport, Moscow, 2007.
- [8] Kombalov V. (1974). The impact of rough rigid bodies in friction and wear, Moscow, Science, 1974.
- [9] KOVTANETS M. (2015). *Improvement of the cohesion characteristics of the locomotive jet-abrasive effect on the contact zone of the driving wheel and rail*, author. dis. Ph. D. of Technical Sciences, Severodonetsk, 2015.
- [10] KRAVCHENKO K. (2010). Substantiation of reserves of increasing the traction qualities of the locomotive and their implementation for control of slipping in the wheel-rail system, author. dis. Ph. D. of technical Sciences, Luhansk, 2010.
- [11] KRUPENENKOV N. (2013). The question concerning the application of the Ranque-Hilsch effect (Vortex tube) at the enterprises on manufacture of sausage products. In: *Scientific journal NRU ITMO. Series: Processes and devices of food manufactures*, Issue No. 1, March, 2013, electronic resource - <http://processes.open-mechanics.com/articles/689.pdf>
- [12] LUZHNOV Yu. (2003). *Coupling of wheels with rails (nature and patterns)*, Moscow, 2003.
- [13] LAPUSHKIN N. (2008). *The theoretical basis for the interaction of locomotive wheels with the rails at the nanoscale*, author. dis. ... doctor of technical Sciences, Moscow State University of Railway engineering, 2008.
- [14] MERKULOV A. (1969). *The vortex effect and its application in engineering*, Moscow, "Engineering" Publishing House, 1969.
- [15] OSENIN Yu. (1974). *Forecasting and control of frictional properties of tribological system "wheel-rail"*, author. dis. ... doctor of technical Sciences: 05.22.07, East Ukrainian state University, Lugansk, 1994.
- [16] VERBEKE G. (1974). A modern concept of the cohesion and its use. In: *Railways of the world* № 4, 1974.
- [17] FOMIN, O.V. (2015). Increase of the freight wagons ideality degree and prognostication of their evolution stages. In: *Scientific Bulletin of National Mining University*, Issue 2, pp.68 – 76.
- [18] GOLUBENKO, A., Saprionova, S., Tkachenko V. (2007). Kinematics of point-to-point contact of wheel with a rails. In: *Transport Problems: an International Scientific Journal*. T.2. Z.3., pp. 57 – 61.
- [19] KOSTYUKEVICH, A., GORBUNOV, N., NOZHENKO V., KOVTANETS M., TSYGANOVSKIY I. (2012). Friction interaction management in two-point "wheel-rail" tribocontact. In: *Transport Problems : an International Scientific Journal*, Vol. 7, Issue 3, pp. 53 – 59.
- [20] GERLICI, J., LACK, T., HARUŠINEC J. (2013). The Test Stand Load Modulus Implementation for the Realistic Railway Operation in the Laboratory Conditions. In: *Manufacturing technology*. ISSN 1213-2489, Vol. 13, No. 4, pp. 444 – 449.
- [21] LACK, T., GERLICI J., HARUŠINEC, J. (2013). The FASTSIM Method Modification to Speed up

- the Calculation of Tangential Contact Stresses between Wheel and Rail. In: *Manufacturing technology*, ISSN 1213-2489, Vol. 13, No. 4, pp. 486 – 492.
- [22] DIŽO J., HARUŠINEC J., BLATNICKÝ M. (2015). Multibody System of a Rail Vehicle Bogie with a Flexible Body. In: *Manufacturing technology*, ISSN 1213-2489, Vol. 15, No. 5, pp. 781-788.
- [23] LACK T., GERLICI J. (2013). Wheel/rail tangential contact stress evaluation by means of the modified strip method. In: *Communications – scientific letters of the University of Zilina* Vol. 15(3), pp. 126-132.
- [24] GERLICI J., GORBUNOV M., KRAVCHENKO K., KOSTYUKEVICH A., NOZHENKO O., LACK T. (2016): Experimental Rigs for Wheel/Rail Contact Research. In: *Manufacturing Technology*, ISSN 1213-2489, Vol 16, No.5, pp. 909-916.
- [25] LACK T., GERLICI J., MAŇUROVÁ J. (2016). Freight car bogie properties analysis by means of simulation computations. In: *Manufacturing technology*. ISSN 1213-2489. Vol. 16, No. 4 (2016), pp. 733-739.
- [26] LACK T., GERLICI J. (2012). Modified Strip Method utilisation for wheel /rail contact stress evaluation In: *9th international conference on contact mechanics and wear of rail/ wheel systems (CM2012)*: 27-30 August 2012, Chengdu, China : proceedings. Session 5: Fundamental contact mechanics. - Chengdu: Southwest Jiaotong University, 2012. - pp. 87-89.
- [27] GERLICI J., GORBUNOV M., KRAVCHENKO K., DOMIN R., KOVTANETS M., LACK T. (2016): The multifunctional energy efficient method of cohesion control in the "wheel-braking pad-rail" system. In: *Dynamics of rigid and deformable bodies 2016*. Proceedings of the international scientific conference: Ústí nad Labem, Czech Republic. University of J. E. Purkyně, 2016. ISBN 978-80-7561-016-4. CD-ROM, p.10.

Paper number: M201734

Copyright © 2017. Published by Manufacturing Technology. All rights reserved.

Proposal of a Mechanism for Setting Bogie Wheelsets to Radial Position while Riding Along Track Curve

Vladimír Hauser, Olena S. Nozhenko, Kateryna O. Kravchenko, Mária Loulová, Juraj Gerlici, Tomáš Lack
Faculty of Mechanical Engineering, University of Zilina, Univerzitná 8215/1, 010 26 Žilina, Slovak Republic. E-mail: vladimir.hauser@fstroj.uniza.sk, olena.nozhenko@fstroj.uniza.sk, kateryna.kravchenko@fstroj.uniza.sk, maria.loulova@fstroj.uniza.sk, juraj.gerlici@fstroj.uniza.sk, tomas.lack@fstroj.uniza.sk

Passing of vehicles along curved track is a serious technical problem, which needs special attention. It is especially actual in the environment of urban lines, where it is necessary to pass a track of small radius. There is a significant strain of track as well as tram's bogies. It results in excessive wear in rail-wheel contact. Considerable is also the noise caused by operation on such track. Behavior of the vehicle when riding along track curve is influenced by the wheelset guidance design. If the wheelset guidance is able to set the wheelsets in track curve to a radial position, mitigation of the negative phenomenon can be expected. This paper deals with a design of a mechanism for setting wheelsets in a track curve to a radial position for tram cars. Dynamical analysis of a simplified tram car model was performed. Courses of monitored values of bogie with and without designed mechanism are compared.

Keywords: wheelset steering mechanism, simulation analysis, creep velocities in wheel – rail contact.

1 Introduction

In rail transport, it is necessary to solve the problem of ride of vehicles along track curves. Especially interesting situation occurs in the environment of city lines, where track curves of small radius are used. Under such conditions, significant strain of track as well as boogies

of the tram cars occurs. It leads to increased wear in wheel-rail contact. Considerable for the environment is also noise generation caused by operation of trams on such track. The behavior of vehicles during ride along track curves is influenced among other factors by the design of the wheelset guidance in the bogie. If the wheelset guidance allows the wheelsets to be set in the radial posi-



Faculty of Production Technology and Management
J. E. Purkyne University in Usti nad Labem

„ERIN – EDUCATION, RESEARCH, INNOVATION“

May 17. – 18., 2017

Faculty of Production Technology and Management,
Jan Evangelista Purkyně University in Ústí nad Labem

All the detailed and necessary information are showed at

<http://erin.fvtm.ujep.cz>



Jan Evangelista Purkyně University in Ústí nad Labem
CAREER DAY
Faculty of Production Technology and Management
Ústí nad Labem | March 2017



Manufacturing
● **TECHNOLOGY**